



FAQ For the Rife/crane CES units

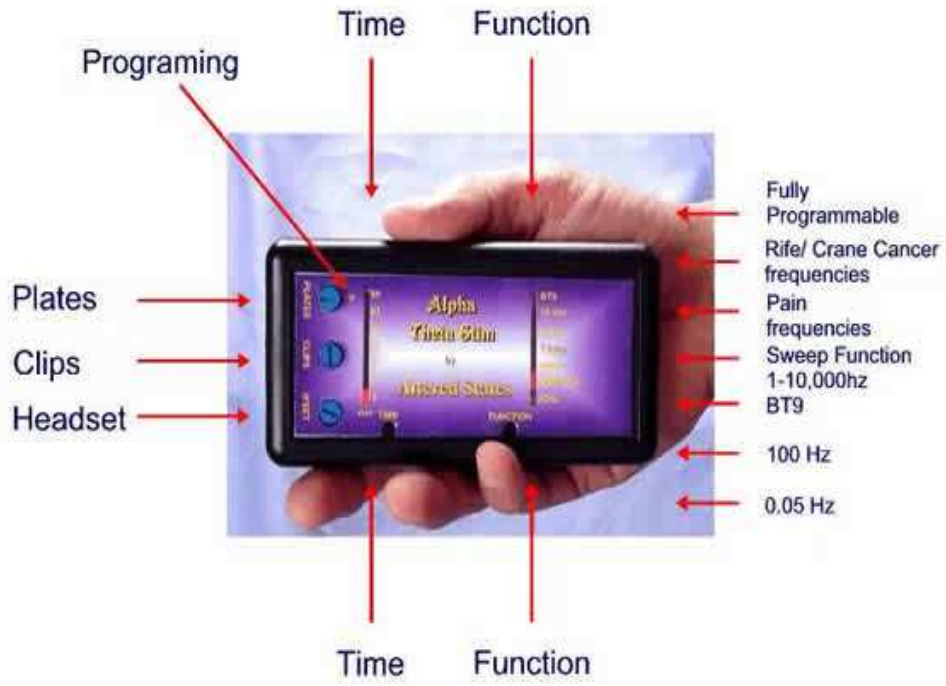
Desk top system



Portable System



MARK 2



MARK 3

FRONT PANEL



BACK PANEL



Programs

0.5 hz insomnia "(flexible time 1-60 mins)

1.50hz pain (flexible time 1-60 mins)

7.82hz Earth grounding meditation (flexible time 1-60 mins)

100hz depression ,sleep (flexible time 1-60 mins)

Zapper fully Automatic zapper function 7 mins on 20 mins off, 7 mins on 20 mins off 7 mins on (set time)

BT9 Endorphin enhancer,stop drugs nicotine alcohol,lifts depression (set time)

Pain 20 Plus well tried pain frequencies in one program (set time)

Fully programmable

Easy to use

Plug the alpha-theta stim into your computer down load your favorite frequencies for relaxation, pain,anxiety,or headaches then take your alpha-theta stim anywhere and the frequencies are there for you to use,

There is a full list of frequencies [here](#)

Arthritis Amazing program for arthritis, one can place the copper plates on either side of the affected joint (set time)

Sound Healing Use with you head phones these frequencies have been used world wide to help with learning disabilities [see the work of Dr Alfred Tomatis](#) (set time)

Rife/Crane Cancer frequencies 240 of the most used cancer frequencies and harmonics of rife's higher frequencies...(set time)

Tune Up / Wellness used for years in our clinic with startelling results (set time)

1 - 10.000 Ramp this program takes aprox 1 hour and scan all the rife crane frequencies and their harmonics, used with the wrist straps can easily be run overnight whilst sleeping or watching TV (set time)

Rife Frequency Ailments List	DOWNLOAD NOW! pdf file	Frequency-List	DOWNLOAD NOW! pdf file
Beck MagneticPulser	DOWNLOAD NOW! pdf file	Blood Electrification	DOWNLOAD NOW! -pdf file
How To Give Yourself A Zapper Session	DOWNLOAD NOW! pdf file	The Cure For All diseases	DOWNLOAD NOW! pdf file
Dont Have PDF get it Here for free		Collodial Silver Questions	DOWNLOAD NOW! pdf file

Rife/Crane CES Mark V

RIFE WAVEFORM FREQUENCY RESONATOR



Built in Programs

Its a Rife Crane system

Its a Bob Beck Zapper ([more info--> here](#))

Its a Hulda Clarke Zapper ([more info--> here](#))

Its a BT9 ([more info--> here](#))

Its a TENS unit

Its a CES (cranial electro stimulation) system ([more info--> here](#))

It can be used as a Bob Beck pulser (options 2-4) ([more info here](#))

It has 28 functions and treatments (see the list above)

And to top it off its very easy to use

Hulda Clarke Zapper	RAMP	PROGRAM	MS
Bob Beck Zapper	SLEEP	TUMORS	HERPES
BT9	HEART	ALZHEIMERS	CANDIDA

100Hz	ANXIETY	HEP – C	STROKE
7..83Hz	PAIN	DIABETES	ADHD
1.5Hz	MIGRAINE	PARKINSONS	LYME DIS
0.5hz	WELLNESS	ARTHRITIS	FIBROMYGA

Built in Modalities

Rife/Crane CES Mark V

How to Select a Function

DO NOT PRESS THE TIME BUTTON FIRST

- To select a function - press and release the small right hand button for less than a second - each press steps the right hand function green L.E.D up from A - G.
- Holding the button down causes the green L.E.D to step down from G - A.
- Press the 'Bank' button (a little to the left under the L.E.D) to choose range. The L.E.D will change to colour black (off), red, green, orange, black, etc.
- Select function required from table on back of unit.
- Note colour and letter A...G. Set letter and colour as above.
- For functions Black A...F the red time L.E.D show 5 min. (increase time as desired)
- Pressing the time button allows selection of required function time 5, 10, 15, 20, 30, 45, 60 min.
- For all the other functions (red, green or orange bank) the time is set automatically, and can not be changed manually
- The L.E.D indicates the time remaining and steps down appropriately. When the function is complete the unit turns off automatically.
- To stop the unit before a function is completed, select a function Black A...F then press and hold the time button until the time L.E.D steps down beyond 5min.
- If a new function is selected before the current function is completed - the current function is terminated and the newly selected function will start from its beginning after a few seconds.
- Holding the function select button down for several seconds causes the unit to go into programming mode, (see below) indicated by L.E.D. on function G and the red time L.E.D's stepping down continuously.
- To stop programming mode press function button again.

Silver Electrodes

- For use with Bob Beck Zapper (black/F)
- Plug electrodes into plate output
- Before using this function it is very important to eliminate ALL herbs (including garlic), dietary supplements, alcohol, recreational drugs and medications. Stop taking these at least 24 hours prior to use

the Zapper (preferably 4-7 days). You may take medicine or vitamins immediately AFTER zapping. This is because zapping can allow medicines, drugs and herbs to enter the body's cells and it can actually magnify their effect 20-30 times. While you are zapping with these in your body the effects are amplified dramatically.

- Zapping times can vary between 15 minutes to 2 hours a day. It is important to drink at LEAST 3-4 glasses of filtered /purified or distilled water during this process. This will help flush your system and allow "detoxification" to occur. YOU MUST DRINK PLENTY OF WATER WHILE ZAPPING to help the body detoxify. If you feel unwell after zapping, reduce the time and you can gradually increase it in subsequent sessions. The "unwell" feeling is the body detoxifying. This is a good sign but it is not necessary to feel unwell every time you use the unit.
- It is important to place the electrodes correctly otherwise the process will not be effective.
- Insert the silver electrodes into the cotton sleeves. Mix up a small amount of water with salt and wet the cotton sleeves with this solution. This is a saline solution which will aid with conductivity between the electrodes and your skin.

Do not place the electrodes on the bare skin as this may irritate or give an uncomfortable feeling to the skin

[Blood Electrification](#)  pdf file

EarClips:-

- These are only to be used for C.E.S programmes (black/choice of a-b-c-d)
- Open earclip as shown. (see Figure 3)
- Place over earlobe (one on each ear) and gently close.
- Plug into clips output (. Please ensure blue dial (next to clips output) is turned fully counter clockwise. Then turn the dial clockwise to adjust to your comfort level.
- DO NOT PLUG INTO THE PLATES OUTPUT

Headset:-

- This is for use with the BT9 function (black/E)
- Prepare a salty solution by dissolving a teaspoon of salt in a glass of water. (Sea salt or table salt may be used)
- Dip each yellow pad in the salty water, or pour a small amount of the salty water (saline) onto the face of the pad which is placed against the skin (see Figure 2).
- Place the yellow headset pads below the ears, and behind the jaw (in the hollow underneath the skull) with the metal part of the headset and wires under the chin.
- An additional use is with red/C. Place headset on affected area e.g. over shoulder or joint

Polarity Adaptor:-

- This is used with the Magnacoil
- Plug the cable from the polarity adaptor into the 'plates' output of the Mark 5 unit
- Plug the Magnacoil into the socket on the other end of the Polarity adaptor
- Connect the 12 volt AC power transformer into the Polarity Adaptor.
- Select bipolar (down – north/south) or monopolar (up – AC pulsed) output with the switch. The colour of the output L.E.D gives polarity indication. <http://altered-states.net/barry/rifeFAQ/alphatheta1.jpg>
- The red L.E.D by the power adaptor indicates power on.
- If using an electric blanket as a magnetic field, plug the lead with the jack plug into the polarity adaptor as you would the Magnacoil.

CanPulsar:-

- The CanPulsar may be used alone or in conjunction with the Mark 5 unit.
- To use alone select either frequency with the centre off switch as indicated by panel.
- To modulate CanPulsar with Rife frequencies,
 - a) Plug the stereo cable into the plates output and the CanPulsar input.
 - b) Select the desired Rife frequencies. This now will run the Can Pulsar (carrier) and Rife frequencies together.
 - c) You may use the CanPulsar output to connect extra probes.

Rife machines and [Multiwave oscillators](#) are claimed to complement each other based on the principle that life forms absorb energy. [A multiwave Oscillator](#) uses this principle to strengthen cells within the body to resist disease while a Rife machine uses this principle to destroy microorganisms with an overdose of frequency energy.

Some Amazing Files for You

Diseases Affected by 727Hz pdf file

[DOWNLOAD NOW!](#)

Clark Report pdf file

[DOWNLOAD NOW!](#)

Colloidal Silver Closer Look pdf file

[DOWNLOAD NOW!](#)

Difference Rife Clark Beck pdf file

[DOWNLOAD NOW!](#)

Electrical Properties of Cancer Cells pdf file

[DOWNLOAD NOW!](#)

Electromedicine part 2 pdf file

[DOWNLOAD NOW!](#)

Silver Colloids Do They Work pdf file

[DOWNLOAD NOW!](#)

Skin effect and bio Electrical Impedance Analysis pdf file

[DOWNLOAD NOW!](#)

Super Antibiotic Recovery pdf file

[DOWNLOAD NOW!](#)

What is Electro medicine pdf file

[DOWNLOAD NOW!](#)

Knowledge is power

Dont Have PDF get it [Here for free](#)

Bob Beck Paper pd file

[DOWNLOAD NOW!](#)

Clark Testimonials pdf file

[DOWNLOAD NOW!](#)

Crane Report pdf file

[DOWNLOAD NOW!](#)

European Bioelectromagnetics Association Budapest Hungary pdf file

[DOWNLOAD NOW!](#)

Electromedicine pdf file

[DOWNLOAD NOW!](#)

How Bio Frequencies Can Help You pdf file

[DOWNLOAD NOW!](#)

Silver Kills Viruses pdf file

[DOWNLOAD NOW!](#)

Smith Sonian pdf file

[DOWNLOAD NOW!](#)

The Handbook Of Rife Frequency Healing pdf file

[DOWNLOAD NOW!](#)

What Is A Hulda Clark Zapper pdf file

[DOWNLOAD NOW!](#)

[Links with interesting info](#)

[Dread disease germs destroyed by](#)

[Eds Experience](#)

[An Interview with Royal Raymond Rife!](#)

[Rife/Crane Frequencies](#)

[Rife/Crane Original Frequencies](#)

[Extraordinary healings](#)


[Lynda's Experience](#)

[The cure for cancer was covered up](#)

[Can Rife Help?](#) Enter in a problem/illness see if there is a known frequency.

[Adapt your Rife Machine](#) to run Hulda Clarks frequencies

PLATES CONNECTIONS **Plugged into plates slot**



How do I use the copper plates. I assume I attach them to the alligator clips.
Yes you attach them to the copper plates via the alligator clips

when to use the copper plates and when the bracelets ?

the wrist straps are an option for the plates often people use them for running long programs overnight the copper plates have the same effect but can be used under ones feet or on other side of the affected organ or limb etc

CANPULSAR CONNECTIONS **Plugged into plates slot**



What is the Canpulsar and how does it differ from the portable Reif/Crain.

The can pulser is an add on unit for the rife crane systems it allows one to access the 11.78 million hzs that rife reported also helpful with cancer ,It can be used seperately as it has its own internal Magnetic coil

Example: the answers you gave to my questions: once the Canpulsar is plugged in which frequencies do I use? people Often run the can pulser with the RIFE CRANE FREQUENCY program this has been included in the rife unit program green "D" IT HAS 240 of Rife and Cranes best reported cancer frequencies,

What is the difference between 11.78 and 11.43, I do not get it even after reading the website. if you have a look here you will find rife used the frequence 11.78 for cancer-sarcoma in later data 11.43 is suggested for sarcoma <http://altered-states.net/barry/newsletter133/rife%20frquencies.jpg>

Can I connect the canpulsar to the plates or wristband and use it the same way than the CES?

Yes the ideal way is to connect it to the plates out let then the 11.78 becomes the carrier frequence Running both frequencies one from the can pulser and the set from the rife unit at the same time is very useful

WRIST STRAP CONNECTION

Plugged into plates slot



Do not turn the Intensity to high whilst using the wrist straps,, if a burning sensation is felt stop using the wrist straps immediatly

How do i use the wristband,why,and when?

How...firstly put the wristbands on your wrist,,

Why...the wrist bands can be used instead of the foot plates or for longer programs like the rife crane or the 1-10.000 scan

When...when ever its more convenient eg longer programs or any program

Bt9 CONNECTIONS Plugged into HSET slot



When do I use the ear clips instead of the headphones.

Soak in a saline solution What Cncetration?1/2teaspoon of salt to a glass of warm water the Head set is normally used for the Bt9 function,,this is often placed in the hollow just behind the lower ear lobes

for more info on the BT9 LOOK HERE <http://www.altered-states.co.nz/braint/black.htm>

DO NOT PLUG THE HEAD SET OR EAR CLIPS INTO THE PLATES OUTLET!!!

ITS NOT DESIGNED TO BE USED THAT WAY

and could damage something

The Ear clips for the CES functions plugs into the clips plug and clip on the ear lobe
the BT9 headpiece can also be used for the CES functions ...

CES/EARCLIPS CONNECTION

Plugged into CLIPS slot



BLANKET ADAPTER CONNECTIONS


With power pack

Power Adapter for the electric blanket adapter

**AC TO AC POWER ADAPTER. 273-1631 \$US22.99 FROM Radio Shack
120VAC input, 9-10.2-12-13VAC output. Tip polarity: AC. Plug type: M.**



BLANKET ADAPTER CONNECTIONS
Showing it plugs into plates slot





<http://www.radioshack.com/product.asp?catalog%5Fname=CTLG&product%5Fid=273-1631>

9-13VAC/800mA AC-to-AC Adapter
\$15.99 Brand: RadioShack
Catalog #: 273-1631 Model: 273-1631



BLANKET ADAPTER CONNECTIONS
with US plug adapter






This Blanket conector has now been superceeded by the polatity adapter

MAGNA COIL

MEDIUM MAGNA COIL



SMALL MAGNA COIL



LARGE FULL BODY COIL



Showing new multi polarity Adapter



Some doctors prefer only North Pole, whereas others prefer South Pole for treatment. Dr Albert Roy Davis, U.S.A. is an ardent supporter of single pole use in his treatment. His book ‘the Anatomy of Bio-magnetism’ states:

North Pole (N.P)

Arthritis – calcium of the joints is slowly dissolved by North Pole

Bleeding or haemorrhage – After birth or due to female weak organs.

Bleeding of wounds, cuts, bruises due to weak tissues.

Boils and cancers.

Broken bones, broken joints, fractures – South Pole on the upper and North Pole on the lower portion ensures best healing.

Burns – North Pole on the burnt portion – When the pain is less, South Pole to give strength to the tissue and to form flesh over the burnt part.

H. B. Pressure – N.P. under the right ear down the artery.

Infection, pus, discharge due to any infection – (N.P. arrests it and nature heals).

Kidney infection or stone (even partially lost kidneys may start functioning in some cases).

Sprains in ankles, back, hip, legs and feet, etc.

Teeth and gums – Decaying teeth, infection of gums, swellings, and pus deposits.

Toothache with bad smell, bleeding and wounds.

South Pole (S.P)

All kinds of pains, stiffness and weakness in fore limbs, arms, legs, shoulders hips, etc, S.P. encourages and provides strength and life to the limbs.

Encourage life in all its forms but makes infection worse.

Digestion poor, as formation due to more acidity in stomach.

Production of insulin less.

Prostrate enlargement (fluid discharge is increased M.W. every 2hours or earlier a must).

Hair coloring-S.P. improves hair coloring in limited cases of those persons only whose health is good. South Pole for 1/2hour on the seat of the person after he/she has gone to bed gives good results.

Heart – we should ascertain the actual heart disease, as there may be several types of complaints. For weak pulse rate, and heartbeats, apply South Pole.

Neuralgia (Headache – the causes should be investigated and treated. S.P. works to remove it if applied also below the left side of the stomach, M.W, and diet should be advised.

Weak muscles – South Pole for 10-minute morning and 10 minutes in the evening again.

Weakness to walk, South Pole for a week or 10 days provides energy and strength.

However, combinations of both North and South Pole magnets give good results as well. For local applications, a single pole magnet is sufficient. In general applications it is better to use both North and South Pole magnets.

The polarity is not indicated on the box,

**The- green switch is for north or south polarity one needs a small compass as one turns the coil over for north or south, the +red switch gives AC pulsed magnetic fields
Although these days we do mark the coils N or S with a white marker**

Magnetic Therapy in its natural state is the dominant North Pole field of the Earth dominating over the life processes of the body. With a full magnetic field from the Earth the body goes through many actions to promote good growth, strengthen tissue and fight disease and damage from accidents or injury. However most of the Earth does not have a full magnetic field. Scientists tell us that as a normal process the Earth's poles reverse approximately every 5,000 years. This could explain the loss of a lot of dinosaur. As we move to this

polarity switch, in about 2,000 years, the Earth's magnetic field is lessening. With a decreased field the body is not always able to make all the changes it should and it makes it unable to successfully protect itself. An interesting note is that there are only four places left on Earth with full magnetic fields. Two habitable and two are not. The not are the North Pole and the South Pole. The habitable are Sedona, Arizona and Lourdes, France - both known for healthy living and healing. They can be thought of as East and West Poles.

Magnetic Therapy works by affecting our blood. Normally the blood operates in a North Pole orientation, or under a North Pole effect. In this polarity the blood is oxygenated and its process of distributing nutrients and pulling wastes and toxins from injured tissue is made most efficient. When the body is ill or injured the polarity of the site is switched by the body to a South Pole orientation. This creates faster, excited movement meant to draw blood cells to the area for healing. The blood does not work well in a South Pole orientation. Its movement does not allow normal function and an acid state is developed, which micro-organisms, viruses and malignance thrive in. *The chart below shows the affect of North and South Pole applications on the body.* Once the blood has been drawn to the area, the body, with the help of the Earth's magnetic field is supposed to change the polarity of the blood back to a North Pole orientation so positive activity by the blood may take place.

The problem is that with a reduced magnetic field the body can not always make this necessary conversion and the injury/illness area is left in a South Pole orientation thwarting good cell growth with its acid effect and slowing the healing process. Without blood removing wastes and toxins from injury/illness sites they are left there to fester and become unwanted bursas or arthritic tissue or bad calcification. The increase in conditions like Arthritis, Rheumatoid Arthritis, Fibromyalgia, ADD, ADHD and a multitude of cancers and other Auto-Immune system diseases have increased with the decrease of the magnetic field. Other problems are slow healing in fracture sets and longer recovery periods of disability after accidents. Another sign of this is the great increase in repetitive motion injuries in every form of business and sport. The answer in many cases is Proper Polarity Magnetic Therapy.

By applying a structured North Pole magnetic field, using high strength Neodymium magnets or a patterned North Pole pad, we can convert the polarity of the blood in the injury/illness area allowing the blood to work as it should, pulling wastes and toxins away to the kidneys and other cleansing organs, clearing a path for good cell growth aided by the nutrients the blood can now deliver. Simple and totally natural. Use a Natural field to act as a catalyst to normal blood functions. The body can now heal itself naturally. Of course if there are broken bones or vertebrae out of place the magnets will not do it alone, this is time for a good chiropractor. Magnetic Therapy is only a piece of the health pie allowing us to avoid in many cases unnatural medicines and sometimes making surgical procedures unnecessary. Magnetic Therapy works great on many conditions and studies are coming up with more uses every day. Like the positive effects of drinking North Pole magnetized water for those with conditions like the Arthritis's, Fibromyalgia, Gout and ADHD to name a few. People are having great success but that's not a reason to avoid health professionals. After all without good diagnosis what do we treat? Magnetic Therapy works as well on Horses, Dogs and Cats as it does for people.

Apply a natural North Pole magnetic field. Convert the polarity of the blood to the North Pole orientated working polarity. Let the body heal itself. What is more natural than that?

The Magnetic Effect

A magnet or electromagnet produces an energy field

Each pole of a magnet produces a different effect;

North-Negative

Has a counter-clockwise rotation

Inhibits Relieves pain

Reduces inflammation

Produces an alkaline effect

Reduces symptoms

Fights infections

Supports healing

Reduces fluid retention

Increases cellular oxygen

Encourages deep restorative sleep

Produces a bright mental effect

Reduces fatty deposits

Establishes healing polarity
 Stimulates melatonin production
 Normalizes natural alkaline PH

South-Positive

Has a clockwise rotation
 Excites Increases pain
 Increases inflammation
 Produces an acid effect
 Intensifies symptoms
 Promotes microorganisms
 Inhibits healing
 Increases fluid retention
 Decreases tissue oxygen
 Stimulates wakefulness
 Has an over productive effect
 Encourages fatty deposits
 Polarity of an injury site
 Stimulates body function

In theory if you are using an alternating (bi-polar) field, a combination of North and South poles applied at the same time, with prolonged use you will get an over stimulation of the condition being treated. Eventually the South Pole energy you are adding to the South Pole field of the injury illness site will overcome the small amount of North Pole energy applied. At that time your body will be affected by the symptoms of the South-Positive field.

Raymond Elliott C.A.M.

Certified in Applied Magnetics
 International School of Magnetic Therapy

Also search for "The Magnetic /Oxygen Answer" by William Philpot. M.D

"WHEN do I use the ear clips instead of the headphones?"

personally i use the ear clips on 0.5 its is wonderfully calming effect and when used over a period of time is well know to help with anxiety and sleep disorders,,i also use the other frequence 5.00 when learning,there is a very good book put out called in the palaces of memory in which the two scientist for new information tracked itself through the brain at this frequence 5.00 which is as you would know in the Theta range,i sometimes use the head pads instead of the ear clips on the CES,ITS A COMFORT THING and i sometimes find the grove behind my ears a more powerful place to pick up the signals,same as when using the BT9 UNIT

Now the head phones AND THE SOUND HEALING SET ARE THERE BECAUSE CUSTOMERS ASKED FOR IT

its like all these units purely experimental,if you do a google search for Dr Tomatis you will find the interesting work he is doing,this program has all his frequencies

his might help also

http://www.tomatis.com/English/Articles/how_we_listen.html

COMPUTER CONNECTIONS

Can also be used with an USB port adapter plug...

Plugged into plates slot with the blue knob pointing to "P"




What are recommended application times for the preprograms?

The preprogrammed times are set on all programs above number 5 and all the ABCDE and F

We are not able to advise you on the time to meditate ,relax, sleep etc just to say that one normally starts with 15 mins/day an works up to possible 60mins /day

the Audio system is for one to experiment with the work of Dr Alfred Tomatis you may find more info here <http://www.tomatis.com/English/Articles/Biography.html>

PROGRAMING THE PORTABLE RIFE--ALPHA-THETA STIM...



Screen shot of Rife Software.

How do I download frequencies to my portable rife machine?

Robbie (05:32:32 pm) : Hi

Customer (05:32:48 pm) : Hi Robbie

Robbie (05:33:01 pm) : Have you installed the Rife program on your computer

Customer (05:33:17 pm) : I think so

Robbie (05:34:10 pm) : have you connected the cord from your serial port on the computer to the Plates input on the Rife Machine?

Customer (05:34:40 pm) : no which serial port does it go into?

Robbie (05:35:15 pm) : any free one on the back of your computer

Customer (05:35:32 pm) : OK will do now

Robbie (05:35:37 pm) : k

Customer (05:35:52 pm) : is it ok to do it while going??

Robbie (05:36:02 pm) : yes, it is

Customer (05:37:48 pm) : K it's in

Robbie (05:38:09 pm) : ok, leave the rife machine turned off

Customer (05:38:19 pm) : K

Robbie (05:38:27 pm) : Start the rife program on the computer

Customer (05:39:46 pm) : I have a box that says rife gen frequencies

Robbie (05:40:57 pm) : ok, click on the button that says Add Frequency

Customer (05:41:11 pm) : done

Robbie (05:41:52 pm) : type the first frequency u want to use into the box that comes up

Robbie (05:43:02 pm) : then enter the length of time u want that particular freq to run for

Robbie (05:43:13 pm) : in seconds

Customer (05:43:48 pm) :

Customer (05:44:06 pm) : done

Robbie (05:44:51 pm) : repeat the steps until you have all the freqs entered that you want to use

Customer (05:47:09 pm) : done I have separated with- is that right?

Robbie (05:48:54 pm) : You need to type the freq in the top box and then the time in seconds in the box underneath

Customer (05:50:21 pm) : that's what I have done there are 4 frequencies in this programme so have put all 4 in separated with - then put the times in the bottom box separated with -

Robbie (05:51:07 pm) : No, sorry that won't work

Robbie (05:51:45 pm) : then press enter

Robbie (05:52:22 pm) : sorry ignore last line

Robbie (05:53:13 pm) : type the first freq in the top box

Robbie (05:53:26 pm) : then press enter

Robbie (05:53:50 pm) : so the cursor jumps down to the time box

Robbie (05:54:06 pm) : enter the time in seconds

Robbie (05:54:16 pm) : then press enter again

Robbie (05:54:39 pm) : click on add frequency again

Robbie (05:54:58 pm) : type the next freq into the freq box

Robbie (05:55:21 pm) : then press enter...etc...

Robbie (05:55:43 pm) : until you have them all entered

Robbie (05:56:18 pm) : you will notice they appear as a list in the main window

Customer (05:57:51 pm) : I must be doing something wrong

Customer (05:59:08 pm) : had to put Ok at the end of every one done that now

Robbie (05:59:52 pm) : ok, now click on the save program button

Robbie (06:01:03 pm) : this allows you to save this list on your computer so next time you want to program your rife machine with the same frequencies, you won't have to type them in again

Customer (06:01:26 pm) : K

Customer (06:02:04 pm) : Do I save as a text file?

Robbie (06:02:43 pm) : yes, but it will do this automatically

Customer (06:03:30 pm) : Now how do I put it into the rife machine?

Robbie (06:03:55 pm) : ok, you have a portable rife or a desktop model?

Customer (06:04:11 pm) : Portable

Robbie (06:05:40 pm) : click the little check box on the bottom of the main window that says next to it I am using a Portable Rife Machine

Customer (06:06:00 pm) : done

Robbie (06:06:40 pm) : you will notice a button that says Upload data

Customer (06:06:59 pm) : yep

Robbie (06:07:03 pm) : click on it

Robbie (06:08:06 pm) : at the bottom of this new window that appears you need to select the com port that the rife machine is connected to

Customer (06:08:36 pm) : wouldn't have a clue!!!

Robbie (06:08:45 pm) : by clicking on the little arrow

Robbie (06:09:19 pm) : how many com ports does it show when u click on the arrow?

Customer (06:09:36 pm) : 1 or 3

Robbie (06:09:59 pm) : Leave it on one for now

Customer (06:10:22 pm) : ok click start?

Robbie (06:10:55 pm) : Now on the rife machine check that the plates knob is set to the P position

Customer (06:11:32 pm) : done

Robbie (06:12:10 pm) : ok... switch on the rife machine by pressing the right switch once

Robbie (06:12:22 pm) : the bottom light should come on

Customer (06:12:53 pm) : both red lights have come on

Robbie (06:13:02 pm) : that is right

Robbie (06:13:55 pm) : now hold down the right switch for approx 5 seconds and the leds on the left side will start moving down rapidly

Robbie (06:14:23 pm) : let the switch go at this point

Customer (06:14:41 pm) : done

Robbie (06:14:51 pm) : ok

Robbie (06:15:17 pm) : now click the start button on the computer program

Robbie (06:15:45 pm) : some of the lights on the left side should flicker

Robbie (06:16:03 pm) : and then the rife machine automatically turns off

Customer (06:16:28 pm) : Says done and the lights have gone off on the rife machine

Robbie (06:16:38 pm) : ok, all done

Customer (06:17:15 pm) : Now for my last question where is this on the rife machine??

Robbie (06:18:42 pm) : now to use that program, turn the rife machine on and press the right button mutiple times untill the green LED at the top comes on

Robbie (06:19:13 pm) : the program will now start in approx 15 secs

Robbie (06:20:38 pm) : That program will stay in the rife machine until you program it with something new.

Customer (06:22:23 pm) : so if I wanted to put multiple programmes in I would hve to do them one at a time and only run them one at a time is that right?

Customer (06:23:01 pm) : Do I leave the plates button turned to p or can I turn up the intensity?

Robbie (06:23:25 pm) : yes, when you program it , it overwrites the program already in there

Robbie (06:23:52 pm) : that is why you can save each list on your computer

Robbie (06:24:16 pm) : makes it alot easier to reprogram it each time

Robbie (06:24:53 pm) : You only need to have the plates knob in the P position when programming it

Customer (06:25:31 pm) : Thanks Robbie, are all the other programmes still in there?

Robbie (06:26:10 pm) : Yes, they are, you can only change the program at the green light position

Customer (06:26:34 pm) : Can I leave the plug into the port of my PC?

Robbie (06:27:03 pm) : you can, just unplug from the rife machine

RIFE/CRANE CES INSTUCTIONS desk top and portable mark 1

Computerized System The Rife Crane CES unit plugs into the serial port on the back of your computer... Load the computer program... the computerized system will only work in position one... on the computer disk their is a help file called "kenneth"...

Stand Alone Positions..... In the stand alone mode position 1/ this is for the computer/ ces function but if the unit is not used with the computer but with plates or ear clips (do not plug ear clips into the plates socket) the .5 hz is produced this frequency is amazing for deep fast relaxation..

position 2/ this position puts out 5hz in the stand alone mode this frequency is very good for learning use the plates or the ear clips, while reading or listening to learning tapes... when using the plates a good idea is to use single pieces of salt dampened tissue over each copper plate (do not allow the plates or the damp tissue to touch each other) **WHEN USING THE EAR CLIPS DO NOT USE FOR MORE THAN 20 mins to HALF AN HOUR AT A TIME, (do not use with rife frequencies)** after a few weeks some people find that one hour max is okay...

Position 3/stand alone, 7.83 hz is the schumann resonance frequency this is an amazing frequency for meditation..

position 4/ Stand alone, 9hz Awareness of causes of body imbalance and means for balance×

Position 5/stand alone, 10.2 enhanced release of serotonin and mood elevator, universally beneficial, use to try effects of other mixes MG. Acts as an analgesic, safest frequency, especially for hangover and jet lag. EQ

position 6/ The brain tuner (THE BT9 TUNER) head set (headset with the yellow pads on the end) please be sure to make sure the yellow pads are dampened with a saline(salt/water) solution THE BT9 TUNER - or Neural Electric Transmitter This Electro-Magnetic device puts out a very weak, pulsing signal. When turned on the signal radiates in all directions. Held close the body's EM nerve system picks up the signal and responds or resonates to it very weakly. Body response is 708 stronger if the contacts or electrodes are touching the body anywhere. The whole system responds to the signal. However, it is reasonable or logical to apply the contacts to the local area of the body causing pain or trouble -- though thousands of years of use of Acupuncture in the Orient has proven that this is not necessarily true. Because of the interconnecting nerve system -- or Meridians as they are called -- treatment in one part of the body can affect other parts. In modern times the weak, pulsed electro-magnetic signal has replaced the twirling or vibrating of the gold and silver needles of Acupuncture. Affectiveness of the NET or Brain Tuner device was established by a Chinese Acupuncturist, Dr. Wen, in Hong Kong in the 1970s by testing hundreds of patients at a clinic, most of whom were on drugs of one kind or another, alcohol, nicotine, heroin, etc, consciously or unconsciously trying to relieve stress, largely a mental condition? It seems that the body -- or Brain -- gives up making its own pain-killers, Endorphins, when a person turns to drugs; but putting a weak EM signal into the; body, especially the head area, stimulates the brain into producing Endorphins again. Amazingly, the craving for the drug disappears in three of ten days and without withdrawal symptoms! Dr. Wen found through experimentation that the most favorable place for the electrodes or contacts was the hollows under the ears. The EM signal does not have to be felt by the subject or patient, though in some devices with power controls the current can be turned up to where a slight tingle is felt. A stronger connection can be made if the contacts are moistened. They can be placed on other parts of the body if local treatment is desired there. The clinical approach is 15 or 20 minutes per treatment, once a day. Those office visits are important to a doctor. But a person with his or her own NET or Tuner can treat themselves as often as needed -- though a person should keep in mind that body cells react immediately to minute pulses of electric current and one can have too much of a good thing. Probably the most important part of treatment is the intention of the user. Do you really want to change yourself for the better? there are some great frequency combinations you can use on the computer side... turn up volume

Q. Will I need an RS-232 card? If not, how does it get connected with my computer?

A. The Rife Crane CES unit plugs into the serial port on the back of your computer...

WARNING and DISCLAIMER Just because we researched these frequencies, do not assume that we advocate treatment using them. They are intended as a guide to further research. Providing adequate nutrition as well as removing and avoiding toxins can be as important as bioelectronic regimens. The origin of the MORs (Mortal Oscillatory Rates or " Mortality Oscillator Rates" of bacteria and viruses), originally discovered by Royal Rife during the first half of the twentieth century, has perplexed many people since that time. While it is generally acknowledged that some type of resonance phenomenon destroyed or debilitated the organisms, it has been difficult at best to pinpoint any association of specific frequency with what is physically affecting these life forms during the time of their debilitation or demise. This is a compilation of frequencies from many sources. Many are based on anecdotes and are not well tested or widely used. Some are based on John Garvy (founder of SonRidge Health Centers) frequencies many of which are above audio range and converted by dividing by 64 and rounding, which may significantly affect response. Ditto for Hulda Clark frequencies a few of which are included and divided by 512. See their works to view more, and unconverted, frequencies, especially if a

specific pathogen is known. This list is also annotated but, of course, not completely. Research will still be necessary to ascertain causative pathogens for certain conditions. Many of the comments and annotations are from other frequency lists and many are from my own research. This list is a compendium of frequencies that have been reported by users of the device to have actual physiologic effects. Some of these are well known frequencies, used in a unique sequence, others are completely new heretofore unknown frequencies. This list will be updated as results are reported to me, all information should be considered as anecdotal, and not scientifically proven. These frequencies should not be considered as anything but experimental. **USE AT YOUR OWN RISK, NO CLAIMS ARE MADE FOR EFFECTIVENESS.**

A. there is a very large list of frequencies used by many practitioners here on this site,

[Here](#)

Q.where can I find more frequencies on OBE,s mind power, relaxation, learning

[here](#)

FREQUENTLY ASKED QUESTIONS FROM USERS..

Type in frequencies and time in seconds then do WHAT to start treatment?

After you load in each set of frequencies and time push okay

When you have loaded in all the times and frequencies you require you can do one of two things

Save the list :click on save program

Run the list :click on Begin Cycle

Whats auto? Auto is the position the switch needs to be in to operate your rife unit with your computer

Does stand alone mean not used through computer?

Whats plasma switch for? This is for experimenting with plasma tubes as there are so many different protocols for tubes we don't offer advice on hook up its purely for those that wish to experiment

Why are clips red and black? No specific reason

Q - Assuming that is what the function knob is for , then the other knobs (ces , ear clip , plates) is their number dial for intensity ? and how do you choose how high to go ?

A- One just needs to be able to feel the very slight pulse or tingle It is not nessecary to have the session any stronger

Q - what output do you use when in computer mode , using special frequencies for treatment of disease ? plates ? earclips ? headphones ? or are the headphones only for brain tuner ?

A-when using computer mode plug the plates into the plates socket.. A- The BRAINTUNER electrodes are not actually headphones but electrodes, Dampen them with a salt water solution before using, and place them on the top of the bone behind the ear..do not use for longer than 10 minutes at a time...

Q - What is the off switch & plasma jack for ? some accessory you have available ?

A- this jack is for those that wish to experiment with rife technology using cb radio rife tuners and amplifiers...

We hope to have an updated add on unit soon that will allow you to use original Rife Carcinoma and Sarcoma frequencies of 11.78 million and 11.43 million hertz.

Q - for an example , can you tell me the steps to set up the frequency & for how long & use what output etc - for example - treatment of headache ?

A- Set the system knob to no 1, plug in your plates/ or ear clips If using the plates dampen two pieces of tissue with salty water Place on plates removes shoes and socks etc , place feet on plates, "Do not let the plates touch" Set the computer program frequency and times to the following Suggestions only Freq 12.00 time 1 minutes. Freq 10.00 time 2 minutes Freq 7.83 time 2 minutes Freq 5.00 time 3 minutes Freq 0.5 time 5 minutes Freq 7.83 time 3 minutes Freq 12.00 time 3 minutes Turn up the intensity untill you can just feel the tingle on you feet (re plates) Or ears (re CES earclips)

Q- the treatment sheet with "frequencies" doesn't make sense ? sometimes it has a # wp - what is the wp ? are the numbers a range , and I pick a frequency in the range ?

A- The "WP" etc are the initials of the practitioners who have submitted these frequencies...

Q - the internal dry cell batteries - how long do they last , and how do I replace when needed ?

A - As long as the unit is turned of after use The Batteries should last 30-60 days Possible more it just depends on the usage... To replace the batteries undo the screws on the back of the unit, carefully lift the casing up and you will see the batterie compartment We would like to thank you for all your great questions, that have helped us build this FAQ.

Are there any FDA approved studies on these type of devices?

No, this isn't part of the medical mainstream in the USA, but is classified as 'experimental' which it truly is although it has been around since the 1940's. Royal Rife proved that certain microbes can be destroyed with certain frequencies but he only validated a few before he left the Earth.

What basically is this rife/crane all about?

It's about selectively killing and/or disabling the microbes that cause disease. Rife discovered many frequencies for many different viruses and bacteria that could kill them. Since Rifes time many other experimenters have discovered different useful frequencies also.

2)what port do the wrist straps go in?

the wrist straps go in the plates Socket,,
and yes the plates are for the feet and cant be used at the same time

3)which port does the blanket fit in?

the blanket adapter fits into the plates out let

4)what's plasma port for?

the plasma port is for people who wish to experiment with plasma tubes
we offer no advice on the use of this port as there are so many different configurations and types of tubes ...

5)which port does the campulser fit in?

the can pulser fits into the plates port as well

6)Where is the silver maker?

**the lead that fit on the plates can also be used for your colloidal silver rods
you plug those into the ear clips slot**

7)did not find Kenneth.

The Kenneth file is for folks with the older units
your system is more automatic,,

Are there any Rife discussion lists on the internet where I can ask questions?

[Yes. Just go to and subscribe to this list.](#)

What are the main advantages to Rife technology?

Certain frequencies selectively kill specific microbes without affecting anything else. Also this electro-medicine therapy stimulates immune cell activity which is necessary to help rid the body of whatever is attacking it inside. Even though a specific frequency for a specific microbe may not be known, still, by using the device a person can experience enhanced immunity and possible relief from what ails them.

Are there any frequencies that you would recommend everyone use?

Yes, since Rife said that viruses exit from bacteria, then I would recommend treatment with all the original bacteria frequencies of Rife. These are 712, 800, 803, 728, 776, 880. Also, a treatment clinic in the 80's reported much success on many different diseases by using the frequencies of 660, 690, 740, 1840, and 1998 for 5 minutes each.

Do Rife frequencies from pad type units penetrate all body tissues equally?

The paper "Bioelectric Impedance Analysis in Body Composition Measurement" states that "Body fat and bone show high resistance (to electric current flow); muscle tissues show lower resistance, and body resistance is approximately that of lean muscle tissue. Impedance measures vary with the frequency of the current used (typically 50,000 Hz when a single frequency is used). At low frequencies, current flows primarily through extracellular fluids, while at high frequencies it penetrates all body tissues." But notice the reference to "current" (electrical). Although electrical current has limitations, there is an secondary energy wave created by

it that does penetrate everything.

Is it important to feel an electrical 'tingle' when Rifeing or doing blood electrification?

Absolutely not. Whether or not you feel anything is dependent on your nervous systems response to the electricity. But the target is not the nervous system, but rather microbes. With continued usage, people often feel the electricity less and less although the amount and effect is the same.

Why doesn't the medical establishment in the USA advocate this technology?

Well, for one, they have their medical blinders on and most don't even know about it or they discard it after hearing of it. Doctors have been schooled to be followers, not individuals that think for themselves. And the upper level in this tower of power has decided that they would stick with advocating drugs and surgery instead of exploring alternatives. Electro-medicine has been black-balled in the USA since the 1930's and it will have a hard time making a comeback. European doctors often use electro-medicine though since they are given more freedom to think for themselves.

Why do some of the frequencies on different Rife frequency lists vary by 1 hz?

1 hz difference is really nothing when you know that anywhere within .4% of any Rife frequency is an effective range. So in reality its not just one exact specific frequency only that can do the job. There is no real difference between 464 and 465 hz, or between 2127 and 2128 hz. but if you are concerned or other studies prove this wrong you can program the unit to do say 463hz,464hz,465hz,466hz,467hz etc...

Why did you chose the list you did to put on your web site?

Because it included 465 hz for candida (some lists don't) and the two classic Rife frequencies of 2008 and 2127 hz for cancer. And because it was very extensive.

Where can I get detailed information about specific treatment protocols that have been used successfully for various disorders? (that includes pad placement, sequences, durations, follow-ups etc.) They don't exist since treatment depends on the individual and each case is different.

You have to experiment with treatment times and pad location to find what works best for you.

Is this biotechnology a cure for cancer?

I don't believe any one thing is a 'cure'. A multi-faceted approach tuned to the needs of the patient is needed. We aren't machines you know. We are very complex organic/spiritual/mental human systems.

What are the major usage precautions for your pad type units?

Keep the power knob fully CCW when zapping the intestines if you have leaky gut syndrome (which many people unknowingly have because of candida), otherwise you could cause absorption of waste into the lymph system which can make you feel very sick 1-2 days later when the lymph empties into the bloodstream.

Don't place the electrodes so that the heart is in the direct path between the electrodes. I did this once overnight and my heart muscles felt 'sore' for a week afterwards. Using the electrodes wrist-to-wrist doesn't cause this problem though, just going from left-to-right upper rib-cage does. Don't place electrodes on the spine. To treat spinal problems just put the electrodes alongside the spine.

When the list has a number of frequencies listed for one disease, is it important to use them all and in the order they are listed?

Using all the frequencies is sometime better. The order of frequency usage doesn't seem to matter, but i may stand corrected

What is the average treatment time per frequency?

3-10 minutes. Rife used 3 mins daily for three days, others have found using the system longer is beneficial

How often do people do treatments?

Every day if they aren't having heavy die-off symptoms. Otherwise they wait till the symptoms subside before

Rifing again.

I have two questions:

The electric blanket unit has sloped plugs but the power cord to my electric blank has 2 straight (US) prongs. Do I need to go to an hardware store and get a power converter plug? My electric blanket is for a queen size bed and has two separate heat controllers for each side of the bed. Do I simply plug the power cord in the rife-unit (with the power adapter) then make sure the remote controllers are in the full on position?

re the blankets you will need to get an adapter for the plugs, and a powerpack 9volt popositve tip to plug into the little blanket adapter,usually its best to turn the blanket controllers to 3 or full...

Re Can Pulsar: There was no cord supplied to connect it to the plama output of the Rife/Crane CES generator. Can I make my own (RCA plug to mono sub-minature jack) and connect the Plasma-On connector on the Rife/Crane CES generator to the input of the CanPulsar, then connect the ouput of the Can Pulsar to either the copper footplates, or the electric blanket and use? Since the CanPulsar runs standalone I'm unclear how to use it with the Rife/Crane CES Generator, unless, I use the Rife/Crane CES generator's computer control to select the time in seconds, putting in any fequency, knowing that the frequeucny output is from the CanPulsar and the generator is simply switching it on and off. Is this the correct way to do this?

Re the canpulsar while getting your plug adapter pick up a stereo patch cord this plugs into the plates jack you can run the blanket amp from the canpulsar out put, perhaps the out put would be to weak by itself to run the plates...

the canpulsar can be used as a standalone unit at 11.78million Hz or you can plug it into the plates jack and modulate with your rife crane system eg carrier wave11.78 million hz modulated by 2027 2127 etc place the can pulsar on the area to be treated

1. Are the new headphone type of contacts equivalent to "ear clips"? If so can I use them in the CES Earclips output?

YES

2. For Electric blanket use is the correct hookup then:

a. Rife 'plates' output jack to blanket-amp connector jack then b. connect electric blanket power plug to blanket-amp top plug?

YES

3. Where should I set the 'plates' intensity (current) knob when using the electric blanket-amp setup (assuming my hookup is correct)? Full

4. If Canpulsar receives its frequency modulation input from the plates output is there any special number to set the 'plates' intensity knob?

Usually on high

5. Does the plasma output serve any function with the canpulsar?

an adapted plasma ball can be plugged into the plasma out put \$nz275.00 plus shipping this will put out a magnetic field of about 3 meters aprox

Do I use the headset only for the CES function? Are the earclips for the Rife frequencies? I know you need to wert the plates but do you need to wet the earclips?

The Headset is for the bt9 function and can be used instead of the ear clips for the CES functions DO NOT USE WITH HIGHER RIFE FREQUENCIES.

..plates , electric blanket or canpulsar options are for use with the rife frequencies....

As for the Cancer add on, where do you plug it into the unit if you were using it through the computer?

The canpulsar option on plugs into the plates slot, one just places the canpulsar above or on the area to be treated...instead of the plates

How about the electric blanket device - where do you plug that?

The Electric blanket option plugs into the plates plug on the rife/CES unit you will need to purchase a plug adapter for your blanket and a power pack 12volt AC 500ma ,any radio shack store will be able to supply these inexpensive items...

Q I have received Rife/Crane system and the CANPULSER.**How do I plug CANPULSER into Rife/Crane system?**

The canpulsar plugs into the plates output on the rife unit one just needs to purchase a patch cord from your local electrical store.....

1 Do I run them into the canpulsar with a patch cord.

YES

2 Will the freqs be permanently programed into the unit.

You can save the frequencies on your hard drive and re run them any time the memory in the canpulsar is not effected

3. If I will to run another disease set into the Canpulsar, will it overwrite the original set?

the sets are not stored in the canpulsar ,but on your computer hard drive

4. Plasma tube avaiability? I didnt see it advertised anywhere!

we dont supply info for the plasma tube outlet as so many systems have different configurations, we can supply a plasma ball type unit that works faily well with the rife/ CES system but have no guarantees as to its effectiveness, personally i think the electric blanket option is a better option....

Does your unit include a phanatron tube?

our unit does not include any tubes, because we have found the electric blanket wrap around magnetic system to be equally as effective without some of the reported xrays etc you will find the option info [here....](#)

we have left an optional output for the tube, but,as there are so many different tubes and amplifiers its not possible to offer any instructions for hookup...

Is this correct: your device will only go to 10kHz?

Yes ,, we do have the canpulsar option that plugs into the rife unit 11.78 million hz you can see it [here](#)

But you can use all the higher rife and hulda clarke frequencies instructions are here

Hi

So I enter 10 frequencies and one time of 180 seconds and save it as arthritis then open another box to enter another ailment. When I go to use it does it run through all the frequencies (say arthritis) and the person is treated for 30 min or do you just choose one of them at a time turning the device off in between frequencies. I'm not even sure how you actually run the machine once you have the frequencies in, I am hoping it will show me the way but I doubt it.

I haven't entered any of them yet as it is so confusing and if I want to list a lot of ailments that may be required at some time to treat the family it could take forever, hence the reluctance to email you with the list for times. I may do this yet unless its ok to just treat everything for 180 seconds.

Can I build a file which consists of a string of frequencies & then have the device run them automatically, turning off automatically?

A

Each ailment has a list of frequencies
some ailments have 5 different freqecies some have 10-15 different frequencies
so arthritis may have 7 different frequencies
just load each frequency and say 180 seconds into the little box that comes up

then save those as the arthritis frequency group, when you run the arthritis group it will all run through automatically

Yes plus the time to run each frequency

Can I dial in the frequencies manually?

Only if the unit is hooked up to a laptop or desktop pc

there are 5 stand alone frequencies

.5,,,5.00,,,7.83,,,9.00,,,10.2,,,

there is also a bt9 tuner for addictions and depression etc built in

1) Is the portable Reife/Craine as good as the regular Reif/Craine. What is the difference?

The operational difference is that the portable unit can be programmed and then used at any location, the desk top system has to stay connected to your computer

2) What is the Canpulsar and how does it differ from the portable Reif/Crain.

The can pulser is an add on unit for the rife crane systems it allows one to access the 11.78 million hzs that rife reported helpful with cancer

3) If I buy the Rife packet with blanket and Colloidal silver rods etc, how do I make my own colloidal silver? Do you attach the rods to the Rife machine? If so is this as good as if I buy a Colloidal silver generator?

Yes except for the heavy duty unit on our web site, that is a much more versatile CS system

if you look on our web site you will see what i mean

<http://www.altered-states.co.nz/healing/heavyduty.htm>

Do you provide the software?

Yes all windows soft ware is included

Do you have a website that I can send my friends to, to look at your device?

[go here](#)

PLUG ADAPTER http://www.lik-sang.com//info.php?products_id=649&AID=10273941&PID=613288

Power Adapter for the electric blanket adapter

tell me, how can my ces unit work if ti only goes to 10.2 hz and all the other freq. are in the 100's and 1000's? also, when it is plugged into my computer, where do i put the power switch-on or auto or in the middle? also, i downloade all the freq. from your newsletter. beautiful idea. but how do i get downloaded freq. from where they are saved to the page or program on the screen so i can run them? also, when i do run them, do i just type in the name? ex. insomnia or do i still have to type in freq.

your CES unit works through your computer just like the rife/crane
thats the beauty of it

just be care full what frequencies you use above 100hz

when using your computer plug the unit in before you turn your computer on

when you turn it on, turn it to "Auto" for computer usage

when you downloaded them you would have stored them in a file, just go to your rife program,

click on load program then access the file on folder where you stored them

(if you have unzipped the files) they should all be in that folder and the name will all be there as well

just click on the name and it will automatically download the frequencies and the times
then just hit run on your rife/crane program

yes the PORTABLE unit will work with a good serial port to USB adapter
we only supply a serial connector you can get from you local
computer store an adapter for usb ports

the Aligator clips you are referring to are for the copper plates

Yes

you can use the bt9 head set just remember to dampen it in warm salty
water and put them just behind the ear lobes or just below the jaw bone joint....

) After successful downloading of all (or some of) the frequencies, how can I select them on the device? For example, frequencies below 0.5 etc?

you can, using the computer program type in any frequency and time and run it from your unit at any time, do you see on the program where it asks you to enter the frequency and the time?

3) Finally, (it's not urgent now, but I'd still like to know) how can I replace the green cloth cover on the headphones after it's worn and torn? Or buy new headphones? I expect to use them a lot.

Those Are not headphones they are contact pads for the bt9 and the CES

New sets are only \$US39.95 EACH the usually last for quite some time

(1) I plug in the headset to the Headset socket but can only hear sound from the left side but nothing at the right side, Is this normal?

Hi the head set that plugs into the headset slot is not the head phones its the head peace with the yellow or green pads which you dampen with warm salty water first,,,

The ear phones plug into the plates when using the sound healing

(2) Sometimes the two LEDs on the RCgen lights up with no apparent reason. where is the off switch, do I need to remove the battery connection to avoid draining the battery? Would the unit just turn itself off?
the off switch is utilized by holding down the function key for a few seconds

3) I tried both Rife/Crane and 1-1000 zapping, each terminating in about 30 minutes. How many times do users repeat these per day? Does the frequency depends on individual detoxification reaction due to die-off? If so, should I recommend 1 zap per day and gradually build-up to x zaps per day? What is the upper value of x based on past users' experience?

We use the rife crane cancer program once per day for three days on the forth day we use the 1-10.000 on the fifth day we use the wellness program,,we have found its best to use these only once daily but the pain or meditation/relaxation frequencies can be used at will

4) Following Rife/Crane zapping, do I use the Canpulsar together with the Rife/Crane generator for another round of zapping? or do I use the Canpulsar alone and place it near the head to treat deep brain tumor for couple of hours ?

We often use the Canpulsar with the rife frequencies just plug the canpulsar into the plates out let
Many people have found using the Canpulsar very useful next to tumors,,

5) Do I use 1-1000 zapping once a day or once a week?

You could try once a week, or if the client is not too ill then three days on three days off is rife's way

6) After the Rife/Crane zapping and Canpulsar zapping, do I follow with Magnetic pulzling with RCgen? Canpulsar? Everyday?

7) For deep brain tumor, where do I place the magnet coil? on the head? around the neck? or other part of body?

You could try around the head as close to the area as possible

8) When do I use the polarity switch of the multipolarity adapter?

This switch is for experimentation many claim north polarity is the best

9) Do I use the Rife/Crane generator with the electric blanket for couple of hours a day? Can I connect Canpulser to the electric blanket for whole night?

Personally we find the magna coils far more potent than the blanket

10) Can I use the Rife/Crane generator or the Canpulser with your plasma ball?

You may be able to but we don't offer any advice on how to do this as we find there

are so many different balls and tubes we are not able to allow for each individual system,,we find the magna coils more powerful

12) I run the Altered State Frequency Generator software on computer. It appears to me that there is no list of frequencies stored as a file. All frequencies need to be keyed in with duration. Is this correct?

yes but your unit has very powerful sets built in,,the program slot is for your experimentation

13) You sent me a list frequencies in hard copies. Do you have a soft copy available?

<http://altered-states.net/barry/newsletter%20135%20frequencylist/frequecies.htm>

You mentioned that you can send me a tabulation for a typical treatment, detailing when to use each piece of the equipment. This tabulation will help to answer many of my above questions. Would it be possible to provide the tabulation with the understanding that it is only for my reference with no guarantee of efficacy, etc?

If you have a look above

I recently purchased the Alpha Theta Stim. Can you clarify and advise the following;

your answers are in blue

1. Is the Tune/Up Wellness program used with the BT9 headset or the plates/wrist strap?

The Tune up program is used with the plates or wriststraps or magnacoils..not the BT9 HEADSET

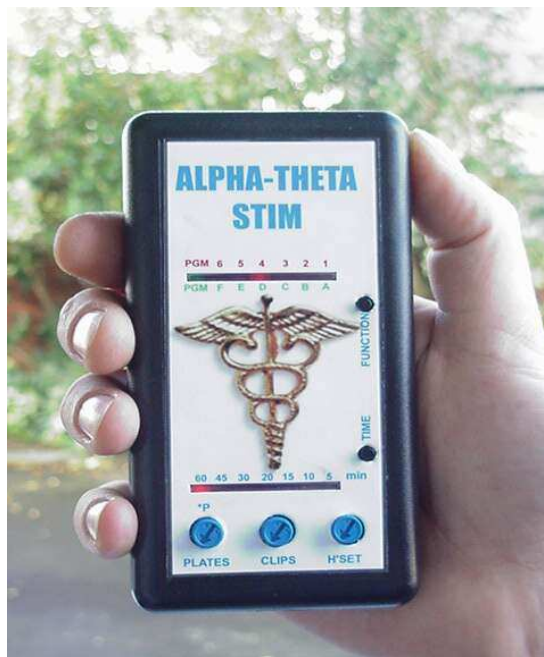
Is the zapper program used with the plates or the wrist strap or can it also be used with the earclips and headset?

The ZAPPER program is used with the plates or wriststraps not the BT9 HEADSET or earclips

Can clips and headset be used simultaneously, i.e. same program applied in unison to different points. there is no point in using them both together



ALPHA-THETA STIM v2



Back

Comes With

Copper plates
wrist contact straps
BT9 head set
head phones
software
Ear Clips

for an extra \$NZ22.00 \$US15.00
We can supply the silver rods as
this unit can also be used as a colloidal silver
generator

SPECS

CES output
0 u A 1 mA p-p
Rife/Tens output
0v 40 v p-p
Bt9 Headset output
0v 60v Peak

Stand Alone and Built in Programs

0.5 hz insomnia

1.50hz pain

4.50hz Shamanic meditation

7.82hz Earth grounding meditation

100hz depression ,sleep

BT9 Endorphin enhancer,stop drugs nicotine alcohol,lifts
depression

Pain 20 Plus well tried pain frequencies in one program

Fully programmable

Easy to use

Plug the alpha-theta stim into your computer down
load your
favorite frequencies for relaxation, pain,anxiety,or
headaches then take your alpha-theta stim anywhere
and the frequencies are there for you to use,

There is a full list of frequencies [here](#)

Arthritis Amazing program for arthritis, one can place the
copper plates on either side of the affected joint

Sound Healing Use with you head phones these
frequencies have been used world wide to help with
learning disabilities [see the work of Dr Alfred Tomatis](#)

Rife/Crane Cancer frequencies 240 of the most used
cancer frequencies and harmonics of rifes higher

Battery Type 9 volt 216 or similar

DIMENSIONS

Length 135mm
Width 70mm
Thickness 28mm

Can be used as a [TENS](#)



[Can be used as a Colloidal Silver Generator](#)

Can be used as a Portable [Rife](#)

frequencies...

Tune Up / Wellness used for years in our clinic with startelling results

1 - 10.000 Ramp this program takes aprox 1 hour and scan all the rife crane frequencies and their harmonics, used with the wrist straps can easily be run overnight whilst sleeping or watching TV



ALPHA-THETA STIM v3



Back

Comes With

Stand Alone and Built in Programs need a computer to run this uni programs are built in...



Leave Us A Message

[Questions/ Enquiries](#) [View Cart](#) [Checkout](#)

.5hz Stress buster

100hz Feel better, Blast those moods

Depression The very best frequencies we have found to help lift the feelings of depreeseion

Insomnia/sleep These frequencies can take you

wrist contact straps
 BT9 head set
 head phones
 software
 Ear Clips

We can also supply the silver rods, as this unit can also be used as a colloidal silver generator.

SPECS

CES output
 0 u A 1 mA p-p
 Rife/Tens output
 0v 40 v p-p
 Bt9 Headset output
 0v 60v Peak
 Battery Type 9 volt 216 or similar

DIMENSIONS

Length 135mm
 Width 70mm
 Thickness 28mm

Can be used as a [TENS](#)

[Can be used as a Colloidal Silver Generator](#)

If you have a specific problem that you feel can be helped by CES we can pre program it for you before it leaves the factory

Alph-Theta stim \$NZ995.00 (aprox \$US695.00)



Options
[Magnacoil \\$NZ180.00 \(aprox \\$US126.00\)](#)



Magnacoila and Adapter

gently down into deep delta (sleep)

BT9 Endorphin enhancer, stop drugs nicotine alcohol, lifts depression

Meditation Reach deep states of meditation and hemispheric synchronisation, program includes 7.83 schuman resonance and 4.5 the shamanic frequency... 20mins

Pain in the body 20 Plus well tried pain frequencies in one program

Strokes Help alleviate the side effects...
 Alzheimers

Sound Healing Use with your head phones these frequencies have been used world wide to help with learning disabilities [see the work of Dr Alfred Tomatis](#)

ADD/ADHD

Anxiety/PMS/Migrain Over 20yrs of trail and error have produced this amazing set of frequencies

1 - 10.000 Ramp this program takes aprox 1 hour and scan all the rife crane frequencies and their harmonics, used with the wrist straps can easily be run overnight whilst sleeping or watching TV

Fully programmable

Easy to use

Plug the alpha-theta stim into your computer down load your

favorite frequencies for learning, healing, etc then take your alpha-theta stim anywhere and the frequencies are there for you to use, as well...

There is a full list of frequencies [here](#)

Alpha-theta stim Special Offer no2

- The Alpha-theta stim
- Magnetic Blanket adapter
- Magnetic Blanket
- Magnacoil
- Wristaps
- Bt9 headset
- Ear clips
- Software

NZ \$ 1390.00 (approx USA \$ 945.21)





NZ \$ 329.00
(approx USA \$)



For a Portable [Rife](#) System look [here](#)

Alpha-theta stim Special Offer no3

- The Alpha-theta stim
- Magnacoil/blanket Adapter
- Magnetic Blanket
- Magnacoil small
- Magnacoil Full body
- Relaxomat biofeedback
- Magnetic field detector
- Wristraps
- Bt9 headset
- Earphones
- Ear clips
- Software

NZ \$ 1790.00
(approx USA \$1220.00)



CES has been proven to have a positive impact on anxiety and insomnia, as well as other conditions. It plays a role in keeping cognitive circuits open and functioning. This makes perfect sense: reduce anxiety, one of the conditions that contribute to memory loss, and your memory will improve

What is the warranty on your device?

the unit carries a 6 month warrantee on faulty workmanship
you will also find our FAQ and some frequence lists BELOW

DOWNLOAD FREQUENCY LISTS FOR YOUR SYSTEM

Download program or <http://altered-states.net/download/rgen.exe>

Pre programed frequencies for your Desk top or Portable Rife
<http://altered-states.net/barry/rifepresetfreq/index.htm>

[Home Page](#)

DISCLAIMER

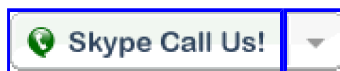
Please read the DISCLAIMER. Altered States products are sold for learning, self-improvement and simple relaxation. No statement contained in this catalogue, and no information provided by any Altered States employee, should be construed as a claim or representation that these products are intended for use in the diagnosis, cure, mitigation, treatment or prevention of disease or any other medical condition. The information contained in this catalogue is deemed to be based on reliable and authoritative report. However, certain persons considered experts may disagree with one or more of the statements contained here. Altered States assumes no liability or risk involved in the use of the products described here. We make no warranty, expressed or implied, other than that the material conforms to applicable standard specifications.

NOTICE: Due to FDA TGA MOH (plus other institutions with a vestige interest) regulations and various state laws, no medical claims can be made for alternative therapies and technology. All of the information expressed herein must be considered theoretical and unproven and for experimental research only

-----LET PEACE AND PEACE AND PEACE BE EVERYWHERE-----

still another disclaimer

The publisher does not accept any responsibility for the accuracy of the information or the consequences arising from the application, use, or misuse of any of the information contained herein, including any injury and/or damage to any person or property as a matter of product liability, negligence, or otherwise. No warranty, expressed or implied, is made in regard to the contents of this material. No claims or endorsements are made for any drugs or compounds currently marketed or in investigative use. This material is not intended as a guide to self-medication. The reader is advised to discuss the information provided here with a doctor, pharmacist, nurse, or other authorized healthcare practitioner and to check product information (including package inserts) regarding dosage, precautions, warnings, interactions, and contraindications before administering any drug, herb, radionics tool, or supplement discussed herein.



[Yahoo Voice or Chat with us.](#)



Choose a language to
translate this page!



Select to language



[Become an Altered States Affiliate](#)

DISCLAIMER

Altered States products are sold for learning, self-improvement and simple relaxation. No statement contained in this catalogue, and no information provided by any Altered States employee, should be construed as a claim or representation that these products are intended for use in the diagnosis, cure, mitigation, treatment or prevention of disease or any other medical condition. The information contained in this catalogue is deemed to be based on reliable and authoritative report. However, certain persons considered experts may disagree with one or more of the statements contained here. Altered States assumes no liability or risk involved in the use of the products described here. We make no warranty, expressed or implied, other than that the material conforms to applicable standard specifications.

The publisher does not accept any responsibility for the accuracy of the information or the consequences arising from the application, use, or misuse of any of the information contained herein, including any injury and/or damage to any person or property as a matter of product liability, negligence, or otherwise. No warranty, expressed or implied, is made in regard to the contents of this material. No claims or endorsements are made for any drugs or compounds currently marketed or in investigative use. This material is not intended as a guide to self-medication. The reader is advised to discuss the information provided here with a

doctor, pharmacist, nurse, or other authorized healthcare practitioner and to check product information (including package inserts) regarding dosage, precautions, warnings, interactions, and contraindications before administering any drug, herb, radionics tool, or supplement discussed herein.